

## SSP Sight Glasses plastomer-lined

SWISSfluid

### DN15 – DN150 resp. 1/2" – 6"

are ideally suited as reliable flow indicators for virtually all existing process media in either liquid or even gaseous state.

#### Modular Design

Sight Glasses SSP Series are available as DIN- or ANSI-types, with sight glass window plates made of Borosilicate acc. to DIN 7080 as per standard.

The sturdy design bodies are made of cast steel 1.0619 (WCB), coating RAL 5005 signal-blue or stainless steel casting 1.4408 (CF-8M), with resistant linings such as PFA or PFA-AS (anti-static).



**SSP**  
Body 1.0619 (WCB)/PFA

#### Main Features

- Heavy-duty, proven construction - maintenance-free
- Horizontal or vertical installation, flange connection acc. to DIN PN10/16 resp. ANSI 150lbs
- No need of additional flange gaskets due to wide and chambered flange sealing surface
- Standard drip ledge indicating even minute flows
- Large observation opening

 **Conformity according to European Pressure Equipment Directive 97/23/EC (PED)**

#### Options

- Metal reinforced glass plates
- Quartz glasses
- FEP glass protection sheet
- Visual flow indicator for gases (PTFE ribbon)

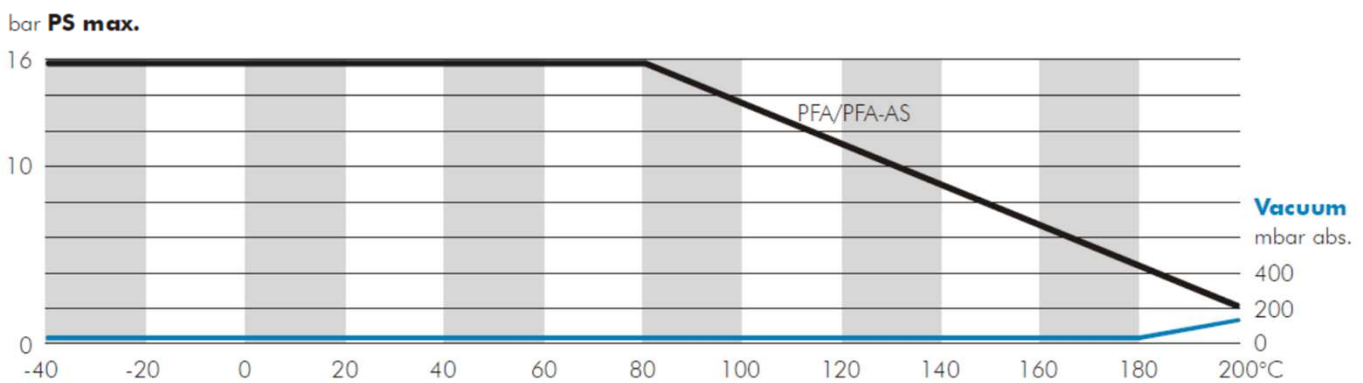
## Operating Conditions

- Temperature range from  $-40^{\circ}\text{C}$  ( $-40^{\circ}\text{F}$ ) up to  $+200^{\circ}\text{C}$  ( $+392^{\circ}\text{F}$ ), depending on lining material
- Pressure range from 1 mbar (0.01 psi) up to 16 bar (232 psi), depending on size/pressure/temperature

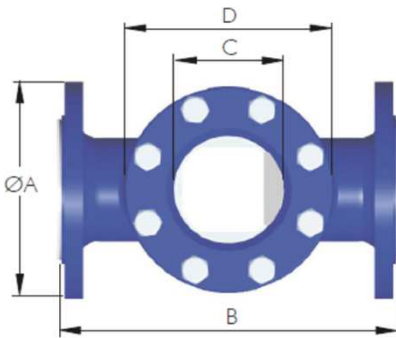
## Testing / Marking

- Pressure- and tightness testing acc. to EN 12266-1, leakage rate A, resp. API 598.
- Marking of valves on body and name plate acc. to EN 19.
- Material- resp. test certificates acc. to EN 10204-3.1/2.2/2.1

## Pressure-/Vacuum/Temperature Diagram



## Technical Data



### Standard Materials of Components

<b>Body</b>	Cast Steel 1.0619 (WCB) 5005 epoxy
<b>Flange</b>	Cast Steel 1.0619 (WCB) 5005 epoxy
<b>Lining</b>	PFA (opt. PFA-AS conductive)
<b>Glass Plate</b>	Borosilicate 8488 acc. to DIN 7080
<b>Gasket</b>	C-4400 asbestos-free
<b>Bolts</b>	A2-70 SS304

### Dimensions in mm (lbs = kg x 2.2)

DN Size	15/1/2"	20/3/4"	25/1"	40/1 1/2"	50/2"	65/2 1/2"	80/3"	100/4"	150/6"
<b>ØA</b> DIN	95	105	115	150	165	185	200	220	285
<b>ØA</b> ANSI	95	105	108	127	152	178	190	229	279
<b>B</b> DIN	130	150	160	200	230	290	310	350	480
<b>B</b> ANSI	130	150	152	178	203	216	241	292	356
<b>ØC</b>	33	33	48	65	80	80	100	125	200
<b>D</b>	□70	□70	□85	□110	□120	Ø175	Ø190	Ø210	Ø290
<b>ØGlass</b>	45x10	45x10	63x10	80x12	100x15	100x15	125x20	150x25	225x30
<b>kg</b> DIN	3.6	4.2	5.2	8.8	13.0	19.3	26.8	46.5	61.8
<b>kg</b> ANSI	3.6	4.2	5.0	7.6	11.8	18.4	25.0	45.4	55.7

F/F acc. to DIN EN 558-1 Range 1 resp. ASME B16.10, other sizes and materials upon request

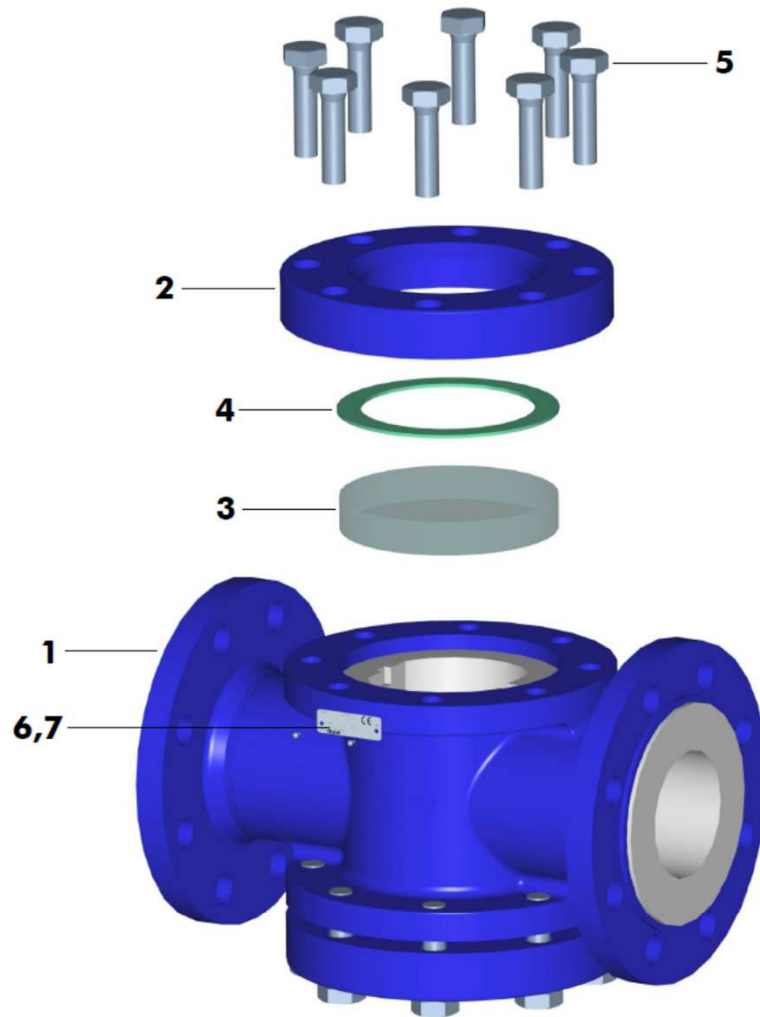
Body flanges: 2 1/2" and 3" ANSI with threaded holes 5/8" UNC, 6" ANSI with threaded holes 3/4" UNC

F/F options: 2 1/2", 3" and 6" available with DIN lengths

Parts List

Sight Glass compl.

**Standard Version** (Picture showing DN 80 PN16, PFA-lined)



Item	Qty.	Description	Material	No.
1	1	Body PFA-lined, RAL 5005	WCB	1.0619
2	2	Flange, RAL 5005	WCB	1.0619
3	2	Glass Plate DIN 7080	Borosilicate	8488
4	2	Gasket	C-4400	
5	16	Hex. Head Screw	A2-70	1.4310
6	1	Name Plate 42 x 14 CE	A2	1.4301
7	2	Hammer Screw 2.49 x 4.76	A2	1.4310